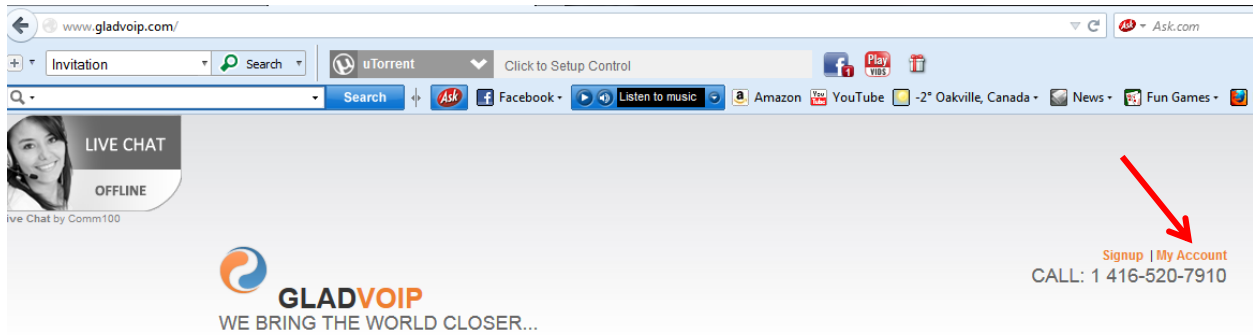
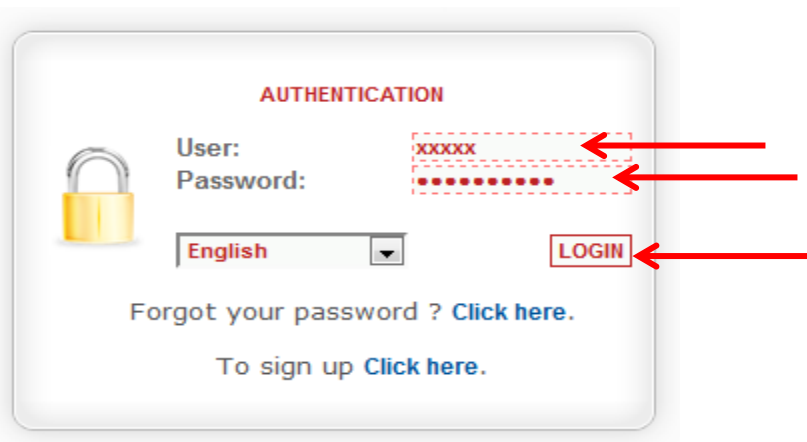


Steps to Adding your Phone Numbers for Pin-less Calling

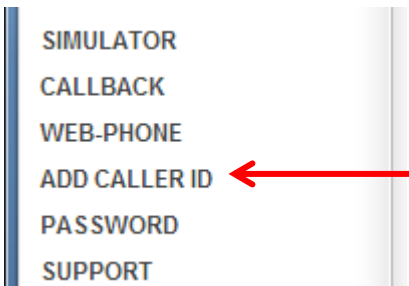
1. Visit www.gladvoip.com and select "My Account" at the top right hand corner.



2. Enter your user info and password and click "LOGIN"; you can also request your missing / forgotten password.



3. On logging in, select "ADD CALLER ID" on the left Pane





4. Add your phone number starting with your country code, e.g. **1** 416... or **44** 818...

You can add your home phone or cellphone number below to allow you to call in, be automatically recognized, and use your telephony services without having to enter your PIN.



  1 2

- CALLERID LIST - 3 Records

CALLERID	ACTIVATED	ACTION
██████████	t	 
1 ██████████	t	 
1 ██████████	t	 

DISPLAY

5. End.